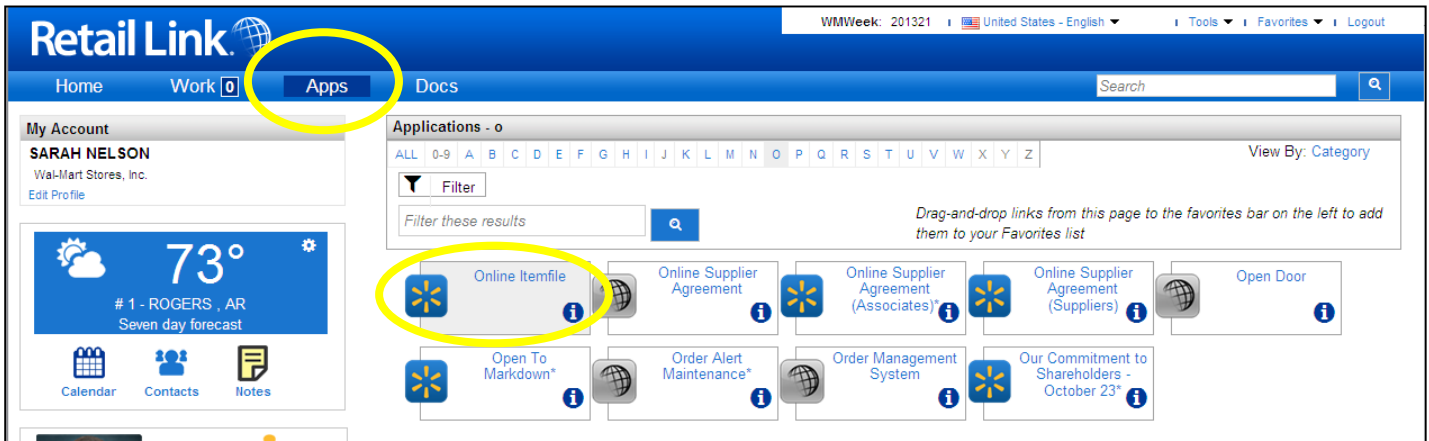


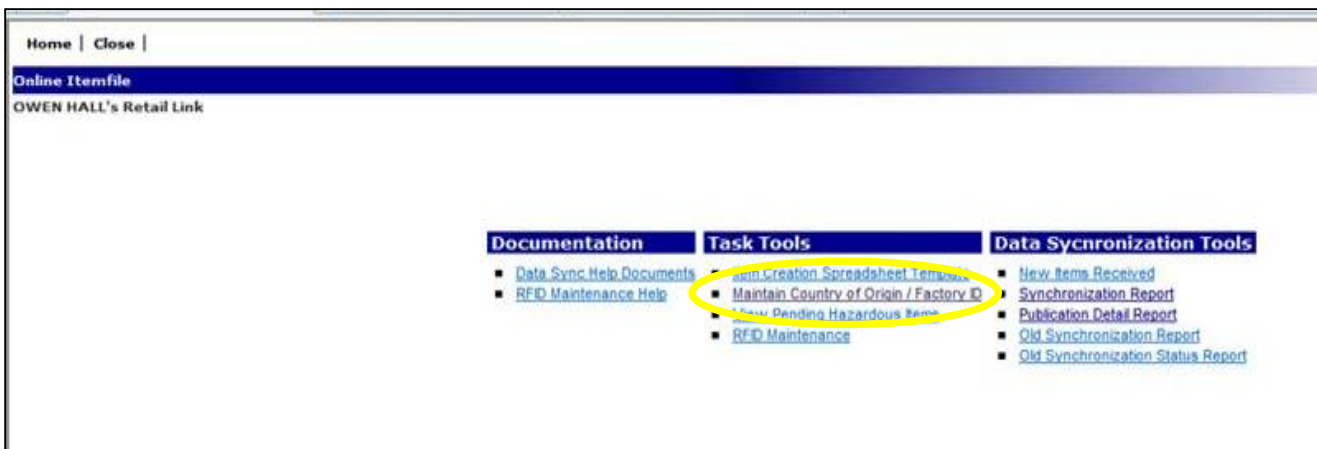
Country of Origin Maintenance Instructions (Retail Link)



Step 1: Log into Retail Link/ Apps/ Online Item File

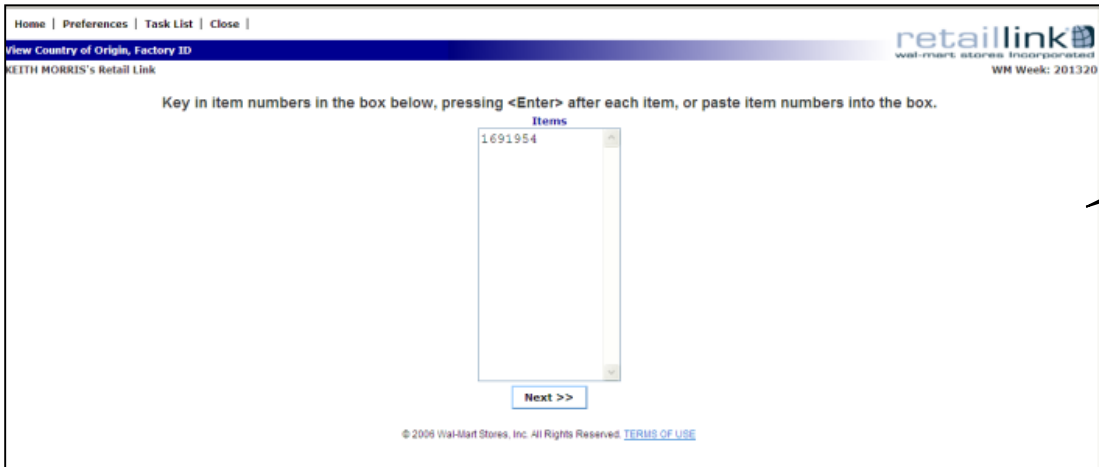


Step 2: Click 'Maintain Country of Origin/ Factory ID



Country of Origin Maintenance Instructions (Retail Link)

Step 3: Key item into box. Enter 'Next'



Home | Preferences | Task List | Close |

View Country of Origin, Factory ID

retailink
wal-mart stores, Incorporated
WM Week: 201320

KEITH MORRIS's Retail Link

Key in item numbers in the box below, pressing <Enter> after each item, or paste item numbers into the box.

Items

1691954

Next >>

© 2006 Wal-Mart Stores, Inc. All Rights Reserved. [TERMS OF USE](#)

Multiple items can be listed

Step 4: Select link for 'Country of Origin Items'



Home | Preferences | Task List | Close |

View Country of Origin or Factory ID by Item

retailink
wal-mart stores, Incorporated
WM Week: 201320

KEITH MORRIS's Retail Link

[Click here to enter items again.](#)

Factory ID Items **Country of Origin Items**

[1 Items](#) [1 Items](#)

© 2006 Wal-Mart Stores, Inc. All Rights Reserved. [TERMS OF USE](#)

Refer to Country of Origin definition at beginning of document for validation.

Step 5: Validate Country of Origin currently attached to item(s)



tobin Dzwonkiewicz's Retail Link

Select All

Add?	Item Number	Item Description 1	Country of Origin				
<input checked="" type="checkbox"/>	123456	TESTING 2	<input type="checkbox"/> Afghanistan	<input type="checkbox"/> Anguilla	<input type="checkbox"/> United States	<input type="checkbox"/> Virgin Islands (British)	<input type="checkbox"/> Zimbabwe

Remove Attach

© 2006 Wal-Mart Stores, Inc. All Rights Reserved. [TERMS OF USE](#)

- Validate for accuracy and completeness
- Are these countries where final production is done for this item?
 - Is a country of final production missing from this list?

Making changes to Country of Origin: Removal or Addition

Removing a Country of Origin (A)

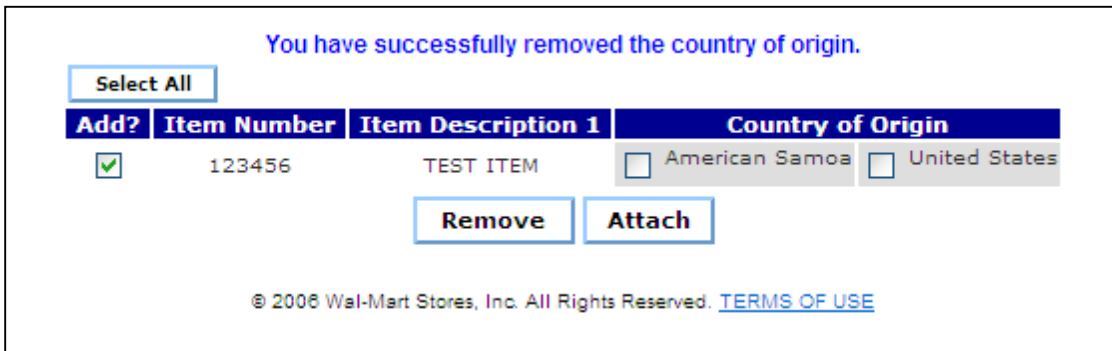
Step 6: (a) Select countries to remove and click Remove



Add?	Item Number	Item Description 1	Country of Origin
<input checked="" type="checkbox"/>	123456	TEST ITEM	<input checked="" type="checkbox"/> Anguilla <input type="checkbox"/> American Samoa <input type="checkbox"/> United States

© 2006 Wal-Mart Stores, Inc. All Rights Reserved. [TERMS OF USE](#)

Step 7: (a) Receive confirmation of successful deletion.



You have successfully removed the country of origin.

Add?	Item Number	Item Description 1	Country of Origin
<input checked="" type="checkbox"/>	123456	TEST ITEM	<input type="checkbox"/> American Samoa <input type="checkbox"/> United States

© 2006 Wal-Mart Stores, Inc. All Rights Reserved. [TERMS OF USE](#)

Adding a Country of Origin (B)

Step 6: (b) Click attach to add a country

Country of Origin Maintenance Instructions (Retail Link)



Step 7: (b) Select countries to be added and click Save



Step 8: (b) Receive confirmation of successful addition.



Note: If you have multiple items in the queue, the countries added will be applied to all items in the queue.

Country of Origin Maintenance Instructions (Retail Link)



Contact information: For questions or assistance, please use the following contacts:

- (1) For assistance in accessing Country of Origin maintenance file in Retail link, please contact your category's Order Specialist
 - (2) For questions regarding Country of Origin definition, company/ item status, and use of information, please contact the Made in USA Team at MadeInUS@wal-mart.com .
-